

EPUB FREE SUZUKI 650 SERVICE MANUAL COPY

WITH THE HELP OF THE CLYMER HONDA CB550 650 NIGHTHAWK 1983 1985 REPAIR MANUAL IN YOUR TOOLBOX YOU WILL BE ABLE TO MAINTAIN SERVICE AND REPAIR YOUR MOTORCYCLE TO EXTEND ITS LIFE FOR YEARS TO COME CLYMER MANUALS ARE VERY WELL KNOWN FOR THEIR THOROUGH AND COMPREHENSIVE NATURE THIS MANUAL IS LOADED WITH STEP BY STEP PROCEDURES ALONG WITH DETAILED PHOTOGRAPHY EXPLODED VIEWS CHARTS AND DIAGRAMS TO ENHANCE THE STEPS ASSOCIATED WITH A SERVICE OR REPAIR TASK THIS CLYMER MANUAL IS ORGANIZED BY SUBSYSTEM WITH PROCEDURES GROUPED TOGETHER FOR SPECIFIC TOPICS SUCH AS FRONT SUSPENSION BRAKE SYSTEM ENGINE AND TRANSMISSION IT INCLUDES COLOR WIRING DIAGRAMS THE LANGUAGE USED IN THIS CLYMER REPAIR MANUAL IS TARGETED TOWARD THE NOVICE MECHANIC BUT IS ALSO VERY VALUABLE FOR THE EXPERIENCED MECHANIC THE SERVICE MANUAL BY CLYMER IS AN AUTHORITATIVE PIECE OF DIY LITERATURE AND SHOULD PROVIDE YOU THE CONFIDENCE YOU NEED TO GET THE JOB DONE AND SAVE MONEY TOO PROVIDES INFORMATION AND PROCEDURES FOR ROUTINE MAINTENANCE AND SERVICING AND OFFERS DIAGNOSTIC AND REPAIR PROCEDURES TO FOLLOW WHEN TROUBLE OCCURS GIVES STEP BY STEP INSTRUCTIONS CLEARLY LINKED TO HUNDREDS OF PHOTOS AND ILLUSTRATIONS GUIDE YOU THROUGH EACH JOB WITH THE HELP OF THE CLYMER HONDA CX GL500 650 TWINS 1978 1983 REPAIR MANUAL IN YOUR TOOLBOX YOU WILL BE ABLE TO MAINTAIN SERVICE AND REPAIR YOUR MOTORCYCLE TO EXTEND ITS LIFE FOR YEARS TO COME CLYMER MANUALS ARE VERY WELL KNOWN FOR THEIR THOROUGH AND COMPREHENSIVE NATURE THIS MANUAL IS LOADED WITH STEP BY STEP PROCEDURES ALONG WITH DETAILED PHOTOGRAPHY EXPLODED VIEWS CHARTS AND DIAGRAMS TO ENHANCE THE STEPS ASSOCIATED WITH A SERVICE OR REPAIR TASK THIS CLYMER MANUAL IS ORGANIZED BY SUBSYSTEM WITH PROCEDURES GROUPED TOGETHER FOR SPECIFIC TOPICS SUCH AS FRONT SUSPENSION BRAKE SYSTEM ENGINE AND TRANSMISSION IT INCLUDES COLOR WIRING DIAGRAMS THE LANGUAGE USED IN THIS CLYMER REPAIR MANUAL IS TARGETED TOWARD THE NOVICE MECHANIC BUT IS ALSO VERY VALUABLE FOR THE EXPERIENCED MECHANIC THE SERVICE MANUAL BY CLYMER IS AN AUTHORITATIVE PIECE OF DIY LITERATURE AND SHOULD PROVIDE YOU THE CONFIDENCE YOU NEED TO GET THE JOB DONE AND SAVE MONEY TOO FOOD SERVICE MANUAL FOR HEALTH CARE INSTITUTIONS OFFERS A COMPREHENSIVE REVIEW OF THE MANAGEMENT AND OPERATION OF HEALTH CARE FOOD SERVICE DEPARTMENTS THIS THIRD EDITION OF THE BOOK WHICH HAS BECOME THE STANDARD IN THE FIELD OF INSTITUTIONAL AND HEALTH CARE FOOD SERVICE INCLUDES THE MOST CURRENT DATA ON THE SUCCESSFUL MANAGEMENT OF DAILY OPERATIONS AND INCLUDES INFORMATION ON A WIDE VARIETY OF TOPICS SUCH AS LEADERSHIP QUALITY CONTROL HUMAN RESOURCE MANAGEMENT COMMUNICATIONS AND FINANCIAL CONTROL AND MANAGEMENT THIS NEW EDITION ALSO CONTAINS INFORMATION ON THE PRACTICAL OPERATION OF THE FOOD SERVICE DEPARTMENT THAT HAS BEEN GREATLY EXPANDED AND UPDATED TO HELP INSTITUTIONS BETTER MEET THE NEEDS OF THE CUSTOMER AND COMPLY WITH THE REGULATORY AGENCIES STANDARDS

CONTENTS 042 REVIEW CB 1052 IMPRESSION FZR250R060 IMPRESSION FZR400 GSX400F066 NEW MODEL WOLF068 NEW MODEL GSX R400R SP070 NEW MODEL RGV250F SP072 NEW MODEL 075 MC TYRE BRIDGEST BT 30 SPA077 INTERVIEW R 10 097 RIDING TECHNOLOGY 2009 NEWS 101 FROM READERS EUROPE 108 SOLO MOTO 112 2009 BIG 2 4119 RESULT CALENDAR 127 USED BIKE 128 KEN S TALK 129 PRICE LIST DETAILED TIPS ON PERIODIC SERVICING TROUBLESHOOTING

VOLUME II COVERS MODELS WITH 30HP AND ABOVE WITH THE HELP OF THE CLYMER SNOWMOBILE SERVICE MANUAL 11TH EDITION IN YOUR TOOLBOX YOU WILL BE ABLE TO MAINTAIN SERVICE AND REPAIR YOUR SNOWMOBILE TO EXTEND ITS LIFE FOR YEARS TO COME CLYMER MANUALS ARE VERY WELL KNOWN FOR THEIR THOROUGH AND COMPREHENSIVE NATURE THIS MANUAL IS LOADED WITH STEP BY STEP PROCEDURES ALONG WITH DETAILED PHOTOGRAPHY EXPLODED VIEWS CHARTS AND DIAGRAMS TO ENHANCE THE STEPS ASSOCIATED WITH A SERVICE OR REPAIR TASK THIS CLYMER MANUAL IS ORGANIZED BY SUBSYSTEM WITH

PROCEDURES GROUPED TOGETHER FOR SPECIFIC TOPICS SUCH AS FRONT SUSPENSION BRAKE SYSTEM ENGINE AND TRANSMISSION IT INCLUDES COLOR WIRING DIAGRAMS THE LANGUAGE USED IN THIS CLYMER REPAIR MANUAL IS TARGETED TOWARD THE NOVICE MECHANIC BUT IS ALSO VERY VALUABLE FOR THE EXPERIENCED MECHANIC THE SERVICE MANUAL BY CLYMER IS AN AUTHORITATIVE PIECE OF DIY LITERATURE AND SHOULD PROVIDE YOU THE CONFIDENCE YOU NEED TO GET THE JOB DONE AND SAVE MONEY TOO FEBRUARY ISSUE INCLUDES APPENDIX ENTITLED DIRECTORY OF UNITED STATES GOVERNMENT PERIODICALS AND SUBSCRIPTION PUBLICATIONS SEPTEMBER ISSUE INCLUDES LIST OF DEPOSITORY LIBRARIES JUNE AND DECEMBER ISSUES INCLUDE SEMIANNUAL INDEX LEARN EVERYTHING YOU NEED TO KNOW ABOUT THE FERGUSON MF 35 AND TO35 FEATURING STEP BY STEP INSTRUCTIONS FOR WEEKLY CHECKS OPERATOR MAINTENANCE ENGINES COOLING AND FUEL SYSTEMS TRANSMISSIONS BRAKES HYDRAULICS AND SO MUCH MORE THIS USER FRIENDLY RESTORATION SERVICE MANUAL GOES BACK TO THE BASICS DETAILING A WIDE RANGE OF TOPICS SO YOU CAN UNDERSTAND YOUR TRACTOR MACHINERY FROM THE INSIDE OUT ALSO INCLUDED ARE MORE THAN 650 PHOTOGRAPHS HELPFUL CHARTS FOR SERVICE SCHEDULES TORQUES DATA SPECS TOOL LISTS AND TROUBLESHOOTING AND EVEN A BUYING GUIDE AUTHOR CHRIS JAWORSKI IS A TECHNICAL WRITER TRACTOR MACHINERY MAGAZINE AND A RESTORATION ENTHUSIAST FOR OWNERS INVOLVED IN SERVICING REPAIRS OR RESTORATION OF THE MASSEY FERGUSON MF 35 OR TO35 THIS CRYSTAL CLEAR GUIDE WILL HELP YOU ENJOY GETTING THE WORK DONE QUICKLY EFFICIENTLY AND CORRECTLY

HONDA X4024 ACT 1 028 ACT 2 ACT 4 X4 045 ANTENNA053 CATHCART TEST VEE TWO FIRE STORM RACER059 R C IMPRESSION DUCATI M900 MONSTER HONDA CR250R 125R HONDA XR400R073 LONG TERM IMPRESSION HONDA FIRE STORM SUZUKI TL1000S TRIUMPH DAYTONA T595 MOTO GUZZI 1100 SPORT ENFIELD BULLET250 HONDA DREAM50 HONDA XR250092 VOL 9 100 1998 114 TRX850 8 97 2 PART 31218 138 LILAC LS38 LANCER MK V146 148 SOUND OF NEWS FROM EUROPE BY ALAN CATHCART154 TOPICS NEWS156 2 163 169 8 PRIX R 8 IMOLA R 9 GERMANY 178 MARLBORO RACING PRESS182 RACE WATCH WSB R 5 ITALY R 6 USA R 7 MINE186 EVENT REPORT R C RIDING PARTY IN TSUKUB CATALOG OF THE MOST OF FOUNDATION OF ECOLOGICAL FUNCTION AFFECTING SOIL CONSERVATION WILDLIFE HABITAT PLANT COMMUNITIES INVASIVE SPECIES AND WATER QUALITY ESTABLISHING LOCALLY ADAPTED SELF SUSTAINING PLANT COMMUNITIES CAN ALSO SUPPORT TRANSPORTATION GOALS FOR SAFETY AND EFFICIENCY PAST OBSTACLES TO ESTABLISHING NATIVE PLANT COMMUNITIES ON ROADSIDES HAVE BEEN TECHNICAL INFORMATIONAL AND ORGANIZATIONAL EFFECTIVE STRATEGIES AND PRACTICAL TECHNIQUES FOR REVEGETATING THE DISTURBED CONDITIONS WITH LIMITED RESOURCES MUST BE MADE AVAILABLE TO PRACTITIONERS MULTIPLE DISCIPLINES RANGING FROM ENGINEERING TO SOIL SCIENCE ECOLOGY BOTANY AND WILDLIFE SCIENCE MUST BE ABLE TO WORK COOPERATIVELY NOT IN ISOLATION THIS REPORT OFFERS AN INTEGRATED APPROACH TO FACILITATE THE SUCCESSFUL ESTABLISHMENT OF NATIVE PLANTS ALONG ROADSIDES AND OTHER AREAS OF DISTURBANCE ASSOCIATED WITH ROAD MODIFICATIONS IT GUIDES READERS THROUGH A COMPREHENSIVE PROCESS OF 1 INITIATING 2 PLANNING 3 IMPLEMENTING AND 4 MONITORING A ROADSIDE REVEGETATING PROJECT WITH NATIVE PLANTS

FOREIGN SERVICE MANUAL

1949

WITH THE HELP OF THE CLYMER HONDA CB550 650 NIGHTHAWK 1983 1985 REPAIR MANUAL IN YOUR TOOLBOX YOU WILL BE ABLE TO MAINTAIN SERVICE AND REPAIR YOUR MOTORCYCLE TO EXTEND ITS LIFE FOR YEARS TO COME CLYMER MANUALS ARE VERY WELL KNOWN FOR THEIR THOROUGH AND COMPREHENSIVE NATURE THIS MANUAL IS LOADED WITH STEP BY STEP PROCEDURES ALONG WITH DETAILED PHOTOGRAPHY EXPLODED VIEWS CHARTS AND DIAGRAMS TO ENHANCE THE STEPS ASSOCIATED WITH A SERVICE OR REPAIR TASK THIS CLYMER MANUAL IS ORGANIZED BY SUBSYSTEM WITH PROCEDURES GROUPED TOGETHER FOR SPECIFIC TOPICS SUCH AS FRONT SUSPENSION BRAKE SYSTEM ENGINE AND TRANSMISSION IT INCLUDES COLOR WIRING DIAGRAMS THE LANGUAGE USED IN THIS CLYMER REPAIR MANUAL IS TARGETED TOWARD THE NOVICE MECHANIC BUT IS ALSO VERY VALUABLE FOR THE EXPERIENCED MECHANIC THE SERVICE MANUAL BY CLYMER IS AN AUTHORITATIVE PIECE OF DIY LITERATURE AND SHOULD PROVIDE YOU THE CONFIDENCE YOU NEED TO GET THE JOB DONE AND SAVE MONEY TOO

CLYMER HONDA CB550 & 650 NIGHTHAWK, 1983-1985

1986-06-01

PROVIDES INFORMATION AND PROCEDURES FOR ROUTINE MAINTENANCE AND SERVICING AND OFFERS DIAGNOSTIC AND REPAIR PROCEDURES TO FOLLOW WHEN TROUBLE OCCURS GIVES STEP BY STEP INSTRUCTIONS CLEARLY LINKED TO HUNDREDS OF PHOTOS AND ILLUSTRATIONS GUIDE YOU THROUGH EACH JOB

HONDA NTV600 & 650 V-TWINS SERVICE AND REPAIR MANUAL

1996

WITH THE HELP OF THE CLYMER HONDA CX GL500 650 TWINS 1978 1983 REPAIR MANUAL IN YOUR TOOLBOX YOU WILL BE ABLE TO MAINTAIN SERVICE AND REPAIR YOUR MOTORCYCLE TO EXTEND ITS LIFE FOR YEARS TO COME CLYMER MANUALS ARE VERY WELL KNOWN FOR THEIR THOROUGH AND COMPREHENSIVE NATURE THIS MANUAL IS LOADED WITH STEP BY STEP PROCEDURES ALONG WITH DETAILED PHOTOGRAPHY EXPLODED VIEWS CHARTS AND DIAGRAMS TO ENHANCE THE STEPS ASSOCIATED WITH A SERVICE OR REPAIR TASK THIS CLYMER MANUAL IS ORGANIZED BY SUBSYSTEM WITH PROCEDURES GROUPED TOGETHER FOR SPECIFIC TOPICS SUCH AS FRONT SUSPENSION BRAKE SYSTEM ENGINE AND TRANSMISSION IT INCLUDES COLOR WIRING DIAGRAMS THE LANGUAGE USED IN THIS CLYMER REPAIR MANUAL IS TARGETED TOWARD THE NOVICE MECHANIC BUT IS ALSO VERY VALUABLE FOR THE EXPERIENCED MECHANIC THE SERVICE MANUAL BY CLYMER IS AN AUTHORITATIVE PIECE OF DIY LITERATURE AND SHOULD PROVIDE YOU THE CONFIDENCE YOU NEED TO GET THE JOB DONE AND SAVE MONEY TOO

FOREIGN SERVICE MANUAL

1949

FOOD SERVICE MANUAL FOR HEALTH CARE INSTITUTIONS OFFERS A COMPREHENSIVE REVIEW OF THE MANAGEMENT AND OPERATION OF HEALTH CARE FOOD SERVICE

DEPARTMENTS THIS THIRD EDITION OF THE BOOK WHICH HAS BECOME THE STANDARD IN THE FIELD OF INSTITUTIONAL AND HEALTH CARE FOOD SERVICE INCLUDES THE MOST CURRENT DATA ON THE SUCCESSFUL MANAGEMENT OF DAILY OPERATIONS AND INCLUDES INFORMATION ON A WIDE VARIETY OF TOPICS SUCH AS LEADERSHIP QUALITY CONTROL HUMAN RESOURCE MANAGEMENT COMMUNICATIONS AND FINANCIAL CONTROL AND MANAGEMENT THIS NEW EDITION ALSO CONTAINS INFORMATION ON THE PRACTICAL OPERATION OF THE FOOD SERVICE DEPARTMENT THAT HAS BEEN GREATLY EXPANDED AND UPDATED TO HELP INSTITUTIONS BETTER MEET THE NEEDS OF THE CUSTOMER AND COMPLY WITH THE REGULATORY AGENCIES STANDARDS

CATALOG OF COPYRIGHT ENTRIES. THIRD SERIES

1976

REVIEW CB 1052 IMPRESSION FZR250R060 IMPRESSION FZR400R064 NEW MODEL GSX400F066 NEW MODEL WOLF
 MODEL GSX R400R SP070 NEW MODEL RGV250 SP072 NEW MODEL 075 MC TYRE BRIDGESTONE BT 30 SPA077 INTERVIEW R
 097 RIDING TECHNOLOGY 099 NEWS 101 FROM READERS 102 R C MEETING 104 FROM EUROPE
 112 2 BIG 2 4 119 120 FIM 122 SPORTS NEWS 125 RES
 TALK 129 PRICE LIST

CLYMER HONDA CX & GL500/650 TWINS, 1978-1983

1982-07-01

DETAILED TIPS ON PERIODIC SERVICING TROUBLESHOOTING GENERAL MAINTENANCE AND REPAIR ARE EXPLICITLY OUTLINED IN THIS MANUAL REPAIR IS EASY WITH THE SPECIFICATIONS AND STEP BY STEP REPAIR PROCEDURES INCLUDED FOR HUNDREDS OF MODELS VOLUME II COVERS MODELS WITH 30HP AND ABOVE

TRUCK SERVICE MANUAL

1984

WITH THE HELP OF THE CLYMER SNOWMOBILE SERVICE MANUAL 11TH EDITION IN YOUR TOOLBOX YOU WILL BE ABLE TO MAINTAIN SERVICE AND REPAIR YOUR SNOWMOBILE TO EXTEND ITS LIFE FOR YEARS TO COME CLYMER MANUALS ARE VERY WELL KNOWN FOR THEIR THOROUGH AND COMPREHENSIVE NATURE THIS MANUAL IS LOADED WITH STEP BY STEP PROCEDURES ALONG WITH DETAILED PHOTOGRAPHY EXPLODED VIEWS CHARTS AND DIAGRAMS TO ENHANCE THE STEPS ASSOCIATED WITH A SERVICE OR REPAIR TASK THIS CLYMER MANUAL IS ORGANIZED BY SUBSYSTEM WITH PROCEDURES GROUPED TOGETHER FOR SPECIFIC TOPICS SUCH AS FRONT SUSPENSION BRAKE SYSTEM ENGINE AND TRANSMISSION IT INCLUDES COLOR WIRING DIAGRAMS THE LANGUAGE USED IN THIS CLYMER REPAIR MANUAL IS TARGETED TOWARD THE NOVICE MECHANIC BUT IS ALSO VERY VALUABLE FOR THE EXPERIENCED MECHANIC THE SERVICE MANUAL BY CLYMER IS AN AUTHORITATIVE PIECE OF

DIY LITERATURE AND SHOULD PROVIDE YOU THE CONFIDENCE YOU NEED TO GET THE JOB DONE AND SAVE MONEY TOO

FOOD SERVICE MANUAL FOR HEALTH CARE INSTITUTIONS

2004-11-08

FEBRUARY ISSUE INCLUDES APPENDIX ENTITLED DIRECTORY OF UNITED STATES GOVERNMENT PERIODICALS AND SUBSCRIPTION PUBLICATIONS SEPTEMBER ISSUE INCLUDES LIST OF DEPOSITORY LIBRARIES JUNE AND DECEMBER ISSUES INCLUDE SEMIANNUAL INDEX












































































































































































































































































































































































































































RIDERS CLUB 1989 No.133

1987

LEARN EVERYTHING YOU NEED TO KNOW ABOUT THE FERGUSON MF 35 AND TO35 FEATURING STEP BY STEP INSTRUCTIONS FOR WEEKLY CHECKS OPERATOR MAINTENANCE ENGINES COOLING AND FUEL SYSTEMS TRANSMISSIONS BRAKES HYDRAULICS AND SO MUCH MORE THIS USER FRIENDLY RESTORATION SERVICE MANUAL GOES BACK TO THE BASICS DETAILING A WIDE RANGE OF TOPICS SO YOU CAN UNDERSTAND YOUR TRACTOR MACHINERY FROM THE INSIDE OUT ALSO INCLUDED ARE MORE THAN 650 PHOTOGRAPHS HELPFUL CHARTS FOR SERVICE SCHEDULES TORQUES DATA SPECS TOOL LISTS AND TROUBLESHOOTING AND EVEN A BUYING GUIDE AUTHOR CHRIS JAWORSKI IS A TECHNICAL WRITER TRACTOR MACHINERY MAGAZINE AND A RESTORATION ENTHUSIAST FOR OWNERS INVOLVED IN SERVICING REPAIRS OR RESTORATION OF THE MASSEY FERGUSON MF 35 OR TO35 THIS CRYSTAL CLEAR GUIDE WILL HELP YOU ENJOY GETTING THE WORK DONE QUICKLY EFFICIENTLY AND CORRECTLY

OUTBOARD MOTOR SERVICE MANUAL

1941

TECHNICAL ABSTRACT BULLETIN

2007

CATALOG OF THE MOST OFTEN REQUESTED AT T DOCUMENTS

FOREIGN SERVICE REGULATIONS OF THE UNITED STATES OF AMERICA

1986

NATIVE PLANTS ARE A FOUNDATION OF ECOLOGICAL FUNCTION AFFECTING SOIL CONSERVATION WILDLIFE HABITAT PLANT COMMUNITIES INVASIVE SPECIES AND WATER QUALITY ESTABLISHING LOCALLY ADAPTED SELF SUSTAINING PLANT COMMUNITIES CAN ALSO SUPPORT TRANSPORTATION GOALS FOR SAFETY AND EFFICIENCY PAST OBSTACLES TO ESTABLISHING NATIVE PLANT COMMUNITIES ON ROADSIDES HAVE BEEN TECHNICAL INFORMATIONAL AND ORGANIZATIONAL EFFECTIVE STRATEGIES AND PRACTICAL TECHNIQUES FOR REVEGETATING THE DISTURBED CONDITIONS WITH LIMITED RESOURCES MUST BE MADE AVAILABLE TO PRACTITIONERS MULTIPLE DISCIPLINES RANGING FROM ENGINEERING TO SOIL SCIENCE ECOLOGY BOTANY AND WILDLIFE SCIENCE MUST BE ABLE TO WORK COOPERATIVELY NOT IN ISOLATION THIS REPORT OFFERS AN INTEGRATED APPROACH TO FACILITATE THE SUCCESSFUL ESTABLISHMENT OF NATIVE PLANTS ALONG ROADSIDES AND OTHER AREAS OF DISTURBANCE ASSOCIATED WITH ROAD MODIFICATIONS IT GUIDES READERS THROUGH A COMPREHENSIVE PROCESS OF 1 INITIATING 2 PLANNING 3 IMPLEMENTING AND 4 MONITORING A ROADSIDE REVEGETATING PROJECT WITH NATIVE PLANTS

HOW TO REPAIR YOUR MOTORCYCLE

1991-06-01

ADVERSE ACTION RIGHTS FOR POSTAL SUPERVISORS AND MANAGERS

1945

CLYMER SNOWMOBILE SERVICE MANUAL 11TH EDITION

1977-07

UNITED STATES GOVERNMENT PUBLICATIONS MONTHLY CATALOG

1979

BOOKS AND PAMPHLETS, INCLUDING SERIALS AND CONTRIBUTIONS TO PERIODICALS

1914

OUTBOARD MOTOR SERVICE MANUAL: MOTORS BELOW 30 HP

1915

MONTHLY CATALOGUE, UNITED STATES PUBLIC DOCUMENTS

1977

MONTHLY CATALOGUE, UNITED STATES PUBLIC DOCUMENTS

1978

CATALOG OF COPYRIGHT ENTRIES. THIRD SERIES

2020-03-17

CATALOGUE OF TITLE-ENTRIES OF BOOKS AND OTHER ARTICLES ENTERED IN THE OFFICE OF THE LIBRARIAN

OF CONGRESS, AT WASHINGTON, UNDER THE COPYRIGHT LAW ... WHEREIN THE COPYRIGHT HAS BEEN
COMPLETED BY THE DEPOSIT OF TWO COPIES IN THE OFFICE

1986

MASSEY FERGUSON 35 TRACTOR

1993-06

RIDERS CLUB 1997? 10? ? No.282

1976-01

SMALL AC GENERATOR SERVICE MANUAL

1975-01

MANAGING OPERATIONS IN MANUFACTURING, SERVICES AND E-BUSINESS - 2ND EDITION

1976-01

THE AT&T DOCUMENTATION GUIDE

1971

CATALOG OF TECHNICAL REPORTS

2007

CYCLE WORLD MAGAZINE

CYCLE WORLD MAGAZINE

WALNECK'S CLASSIC CYCLE TRADER, FEBRUARY 1988

WALNECK'S CLASSIC CYCLE TRADER, NOVEMBER 1988

CYCLE WORLD MAGAZINE

CATALOG OF COPYRIGHT ENTRIES

WALNECK'S CLASSIC CYCLE TRADER

ROADSIDE REVEGETATION

WALNECK'S CLASSIC CYCLE TRADER, MAY 2002

WALNECK'S CLASSIC CYCLE TRADER, JANUARY 1988

WALNECK'S CLASSIC CYCLE TRADER, ISSUE #33

WALNECK'S CLASSIC CYCLE TRADER, MARCH 1988

- [HP LOVECRAFT THE COMPLETE COLLECTION WITH ACCOMPANYING FACTS COPY](#)
- [ALLAH A CHRISTIAN RESPONSE MIROSLAV VOLF \[PDF\]](#)
- [THE JOURNEY BACK PRISCILLA CUMMINGS \(READ ONLY\)](#)
- [INDIANA QMA STUDY GUIDE \(DOWNLOAD ONLY\)](#)
- [NCERT SOLUTIONS FOR CLASS 10 ENGLISH LITERATURE THE FROG AND NIGHTINGALE \(2023\)](#)
- [IMAGE SUPER RESOLUTION SURVEY \(PDF\)](#)
- [TABLETING SPECIFICATION MANUAL 7TH EDITION \(PDF\)](#)
- [SAMPLE NURSING CHARTING AND DOCUMENTATION \(2023\)](#)
- [HUSQVARNA MANUALS .PDF](#)
- [AIRFRAME AND POWERPLANT TEST STUDY GUIDES \(PDF\)](#)
- [INTERMEDIATE ACCOUNTING SPICELAND 7TH EDITION \(2023\)](#)
- [EDEXCEL CHEMISTRY IGCSE JANUARY 2014 PAPER .PDF](#)
- [GLENCOE SCIENCE CHEMISTRY MATTER AND CHANGE ANSWER KEY CHAPTER 5 \(DOWNLOAD ONLY\)](#)
- [A LEVEL ZIMSEC SOCIOLOGY SAMPLE PAPERS \(READ ONLY\)](#)
- [TOOLS OF FINANCIAL STATEMENT ANALYSIS \(DOWNLOAD ONLY\)](#)
- [OLD TESTAMENT STUDENT MANUAL 1 GENESIS 2 SAMUEL PAPERBACK THE CHURCH OF JESUS CHRIST LATTER DAY SAINTS .PDF](#)
- [SPREZZATURA 50 WAYS ITALIAN GENIUS SHAPED THE WORLD PETER DEPIRO \[PDF\]](#)
- [HESI STUDY GUIDE ENTRANCE EXAM COPY](#)
- [BAREFOOT CONTESSA AT HOME EVERYDAY RECIPES YOU'LL MAKE OVER AND AGAIN INA GARTEN COPY](#)
- [NATIONAL SENIOR CERTIFICATE GRADE 12 MORETELE AREA PAPER PHYSICAL SCIENCES 24 MARCH 2014 \(2023\)](#)
- [SSC EXAM 2013 QUESTION PAPER \(PDF\)](#)
- [FREE SOLUTIONS MANUALS FOR TEXTBOOKS \(DOWNLOAD ONLY\)](#)